

# Coca-Cola HBC Procurement Spend 2023

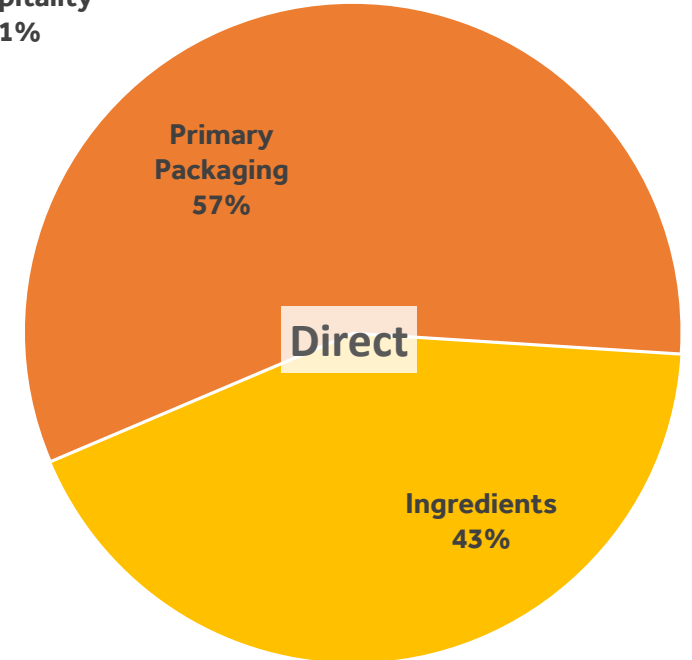
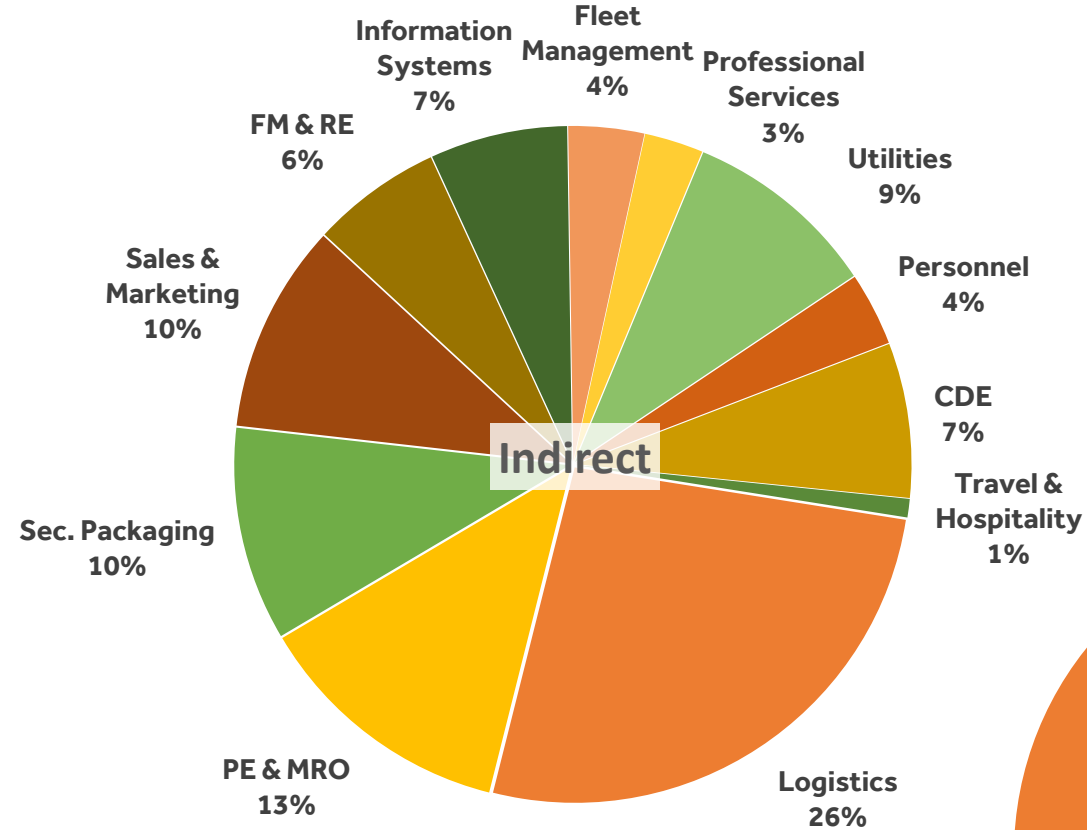
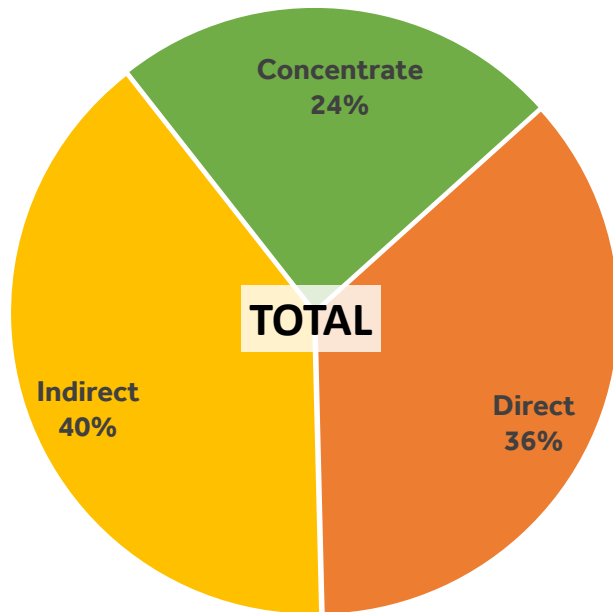


Published: May2024

# 2023 – Total Spend: € 6.94 bn

## Procurement Addressable Spend: € 5.3 bn

Categories	€ bn
Direct	2.52
Indirect	2.76
<b>Total Proc. Addressable Spend</b>	<b>5.28</b>
Concentrate	1.66
<b>Total Spend</b>	<b>6.94</b>



**Note:** Reporting period is from Dec'22 to Nov'23

# 2023 Supply Base Screening Summary

Supplier Segmentation in Tier 1 (T1)	Tier 1 Suppliers with Spend in 2023		
	Total # of Suppliers Screened per Segment	% of Screened Suppliers on Total Suppliers	% of Screened Spend on Total Spend
Group Critical Suppliers	838	5.7%	73.6%
Country Strategic Suppliers	3,135	21.5%	
TCCC	12	0.1%	23.9%
<b>Total # of Significant Suppliers in Tier 1</b>	<b>3,985</b>	<b>27.3%</b>	<b>97.5%</b>
Tactical Suppliers	10,609	72.7%	2.5%
<b>Total # of Tier 1 Suppliers</b>	<b>14,594</b>	<b>100%</b>	<b>100%</b>
<b>Total # of Significant non-Tier 1 Suppliers</b>	<b>98,483</b>	<b>N/A</b>	<b>N/A</b>

Total Tier 1	T1 Significant & Tactical (Abs. #)
<b>Suppliers</b>	14,594
<b>Spend</b>	€ 6.94 bn
<b>Procurement Addressable Spend:</b>	<b>€ 5.28 bn</b>

# 2023 Supply Base Assessment Summary

Supplier Segmentation in Tier 1	Tier 1 Suppliers with Spend in 2023			
	Total # of Suppliers per Segment	No. of Suppliers Assessed	% of Assessed Suppliers on Total Suppliers	% of Assessed Spend on Total Spend
Group Critical Suppliers	838	727	5.0%	57.5%
Country Strategic Suppliers	3,135	1,345	9.2%	
TCCC	12	12	0.1%	23.9%
<b>Total # of Significant Suppliers in Tier 1</b>	<b>3,985</b>	<b>2,084</b>	<b>14.3%</b>	<b>81.5%</b>
Tactical Suppliers	10,609	524	3.6%	0.3%
<b>Total # of Tier 1 Suppliers</b>	<b>14,594</b>	<b>2,608</b>	<b>17.9%</b>	<b>81.8%</b>
<b>Total # of Significant non-Tier 1 Suppliers</b>	<b>98,483</b>	<b>98,005</b>	<b>99.5%</b>	<b>N/A</b>

	Total Tier 1	Assessed (Abs. #)	Assessed (%)	Non-Assessed (Abs. #)	Comments
<b>Suppliers</b>	14,594	2,608	17.9%	11,986	Assessed in this table includes Tier 1 Significant & Tactical Suppliers
<b>Spend</b>	€ 6.94 bn	€ 5.67 bn	81.8%	€ 1.27 bn	

**Note:** Risk Screening & assessment consider Industry Sector, Country, Spend Levels and ESG Risks